



West Villages Irrigation Demand

West Villages Improvement District

April 09, 2026

Background

- Southern Water Use Caution Area (SWUCA)
- Target alternative water supplies
- WVID WUP irrigation allocation based on project irrigable areas (AGMOD)



Southern Water Use Caution Area (SWUCA)

District Efforts

- Reduce irrigation needs
- Conservation plans
- Detailed water usage analysis
- **Increase pond storage (PILs and SW Ponds)**



Planning Efforts

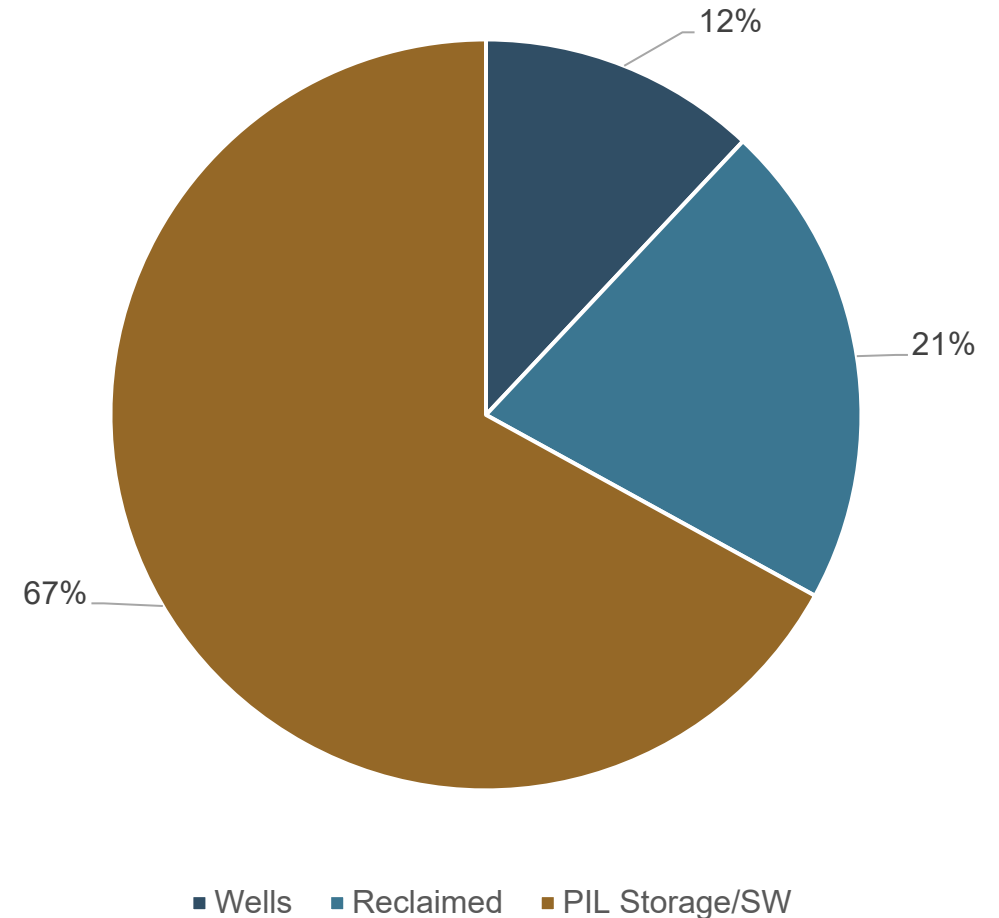
- Irrigation model
- Irrigation master plan
- GIS
- Water use data automation



Irrigation Sources 2025

- Irrigation Wells (2025)
 - 5 Active wells
 - 121 MG Used
- Reclaimed Water Received (2025)
 - CONP – 221 MG
 - Sarasota County – 9.7 MG
- PIL Storage
 - 717 MG
 - Subject to seasonal SW variations

Irrigation Sources 2025



West Villages

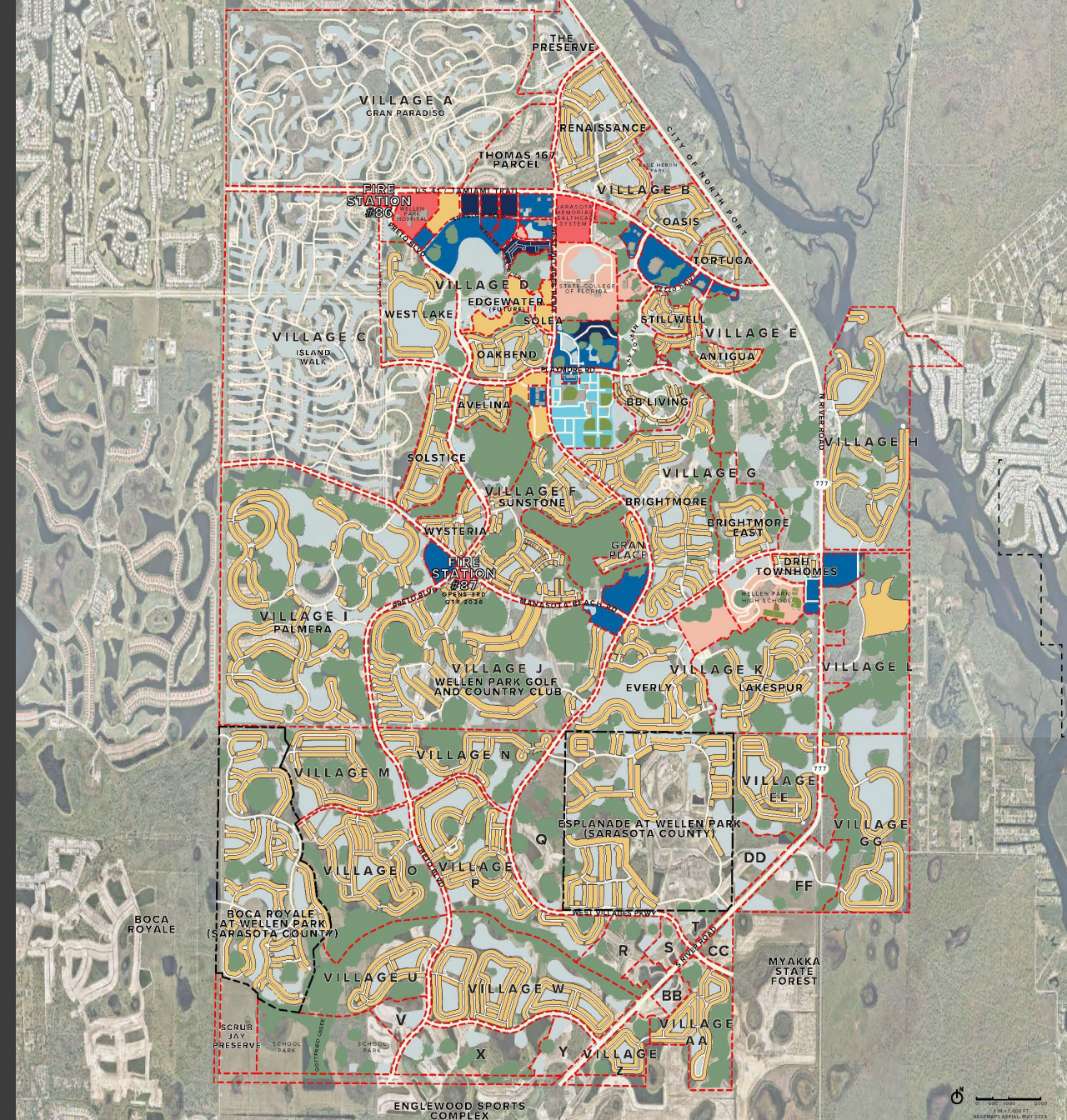
- WVID annual average irrigation usage was approx. 2.8 MGD (2025)



West Villages

FULL BUILD OUT

- Expected Annual Average Irrigation Demand of approx. 5.3 MGD – 6.4 MGD
- Preliminary assessment projects a shortage of approx. 2.4 MGD – 4 MGD



Critical Path

- Infrastructure planning
- Plant expansions
- **Additional reclaim**






Next Steps

DEVELOP PRELIMINARY DESIGN SCOPE

- ✓ Data collection
- ✓ Pipeline survey
- ✓ Geotechnical and environmental assessments
- ✓ Hydraulic modeling
- ✓ Preliminary Design



Dewberry[®]